

Name: _____



First Grade Homework Room 6 & 18

Week of: May 26, 2014

Return on: May 30, 2014

*** The spelling test is on Friday, May 30**

Instructions:

1. Read daily for at least 15 minutes and complete the attached reading log. Work on the other attached worksheets. Complete at least one math, one Language Arts, and one Chinese page each day.
 2. Please have an adult check your work, and have them help you correct any errors.
 3. Turn in completed packet on **Friday**.
-

My child has completed all of the assigned homework and we have reviewed it together.

Parent Signature: _____

***Room 6 :**


English spelling test: Every Friday or the last day of the week

Chinese word test: Every Monday or the first day of the week

- *No school Monday, May 26, 2014 Memorial Day.*
- *This is the last homework packet.*
- *June 9, 10, 11 are minimum days.*

First Grade Spelling Words

Number words




1. one
 2. two
 3. three
 4. four
 5. five
 6. six
 7. seven
 8. eight
 9. nine
 10. ten
-

Challenge words:

addition


subtraction





Please read with your child for 15 minutes each day

Reading Log

Duration of time



Thursday	Wednesday	Tuesday	Monday	Sample
<div>Book Title</div>	<div>Book Title</div>	<div>Book Title</div>	<div>Book Title</div>	<div>My Friend Rabbit</div>
<div>Minutes</div>	<div>Minutes</div>	<div>Minutes</div>	<div>Minutes</div>	<div>15</div>
<div>Adult Signature</div>	<div>Adult Signature</div>	<div>Adult Signature</div>	<div>Adult Signature</div>	<div>Adult Signature</div>



Spelling Homework

Write your spelling words three times each.

1. _____

2. _____

3. _____

4. _____

5. _____

6. _____

7. _____

8. _____

9. _____

10. _____

Write your spelling words in ABC order:

Name _____

Fluency:
Choral Read: Phrasing**As I read, I will pay attention to phrasing.**

09 Brad looked into his friend's workshop. "What are you
14 working on, Dave?" he asked.
23 "I'm inventing a flying machine. It's a glider with
27 two wings. It's super-light."
37 "Dave, the Wright Brothers made one over 100 years ago."
47 "Well, then I'll make an antigravity spaceship. It will be
55 super-fast. It will travel into space," said Dave.
65 "That's been invented, too, said Brad. "People used one to
71 land on the moon in 1969."
81 "Then I'll invent a ship that travels under the water."
89 "That's called a submarine, Dave. It was invented
93 about 400 years ago!"
103 Brad walked away, shaking his head. He said, "I think
Dave misunderstands the meaning of invention!" 109

Please practice reading this fluency passage daily. The goal is to be able to read it smoothly without errors. If it is difficult, master a sentence a day. If it is has become easy, just read it once through and then read a book of your choice. This can help count toward the 15 minutes of reading each day.

My child has read this passage each day.

Parent signature _____



Name _____

Read each question. Write your answer on the line.

1. What is something you like to do with your **mother** or **father**?

2. What is something you have done **four** times?

3. What is something you **love**?

4. What is something you are **supposed** to do?

5. Are your mom and dad **firm** about bedtime?

6. What do you **always** play with?

Name _____

**A. Add the prefix re- or un- to the words in the box.
Write the new words.**

tie tell happy pack true load safe

1. _____

2. _____

3. _____

4. _____

5. _____

6. _____

7. _____

8. _____

9. _____

10. _____

B. Use a new word from above in a sentence.

Name _____

Look at each set of words.**One word in each set is spelled correctly.****Use a pencil to fill in the circle in front of that word.****Sample A is done for you.****Sample A:**☐ A. mous☐ B. mouse☐ C. mowse1. ☐ A. toi☐ B. toy☐ C. toiy2. ☐ A. joyn☐ B. joynn☐ C. join.3. ☐ A. spoil☐ B. spoyl☐ C. spoill4. ☐ A. boy☐ B. boi☐ C. boiy5. ☐ A. voyce☐ B. voise☐ C. voice6. ☐ A. coinn☐ B. coyn☐ C. coin7. ☐ A. joy☐ B. joi☐ C. joiy8. ☐ A. injoy☐ B. enjoi☐ C. enjoy

Name _____

Comprehension:
Fantasy and Reality

A. Circle yes or no to answer each question.

- | | | |
|---------------------------------|-----|----|
| 1. Could a dog put on a dress? | yes | no |
| 2. Could a pig build a house? | yes | no |
| 3. Could a cat find a rat? | yes | no |
| 4. Could a frog be a king? | yes | no |
| 5. Could a duck swim in a pond? | yes | no |
| 6. Could a lamb go to school? | yes | no |
| 7. Could a lion have wings? | yes | no |
| 8. Could a spider make a web? | yes | no |

B. Make up your own fantasy questions.

9. _____

10. _____

Make up you own reality questions.

11. _____

12. _____

Name _____

A sentence is made up of parts.

The **subject** of a sentence is the part that tells **whom** or **what** the sentence is about.

Example: An ant is on the leaf.

What is on the leaf?

An ant is. **An ant** is the subject.

Answer the question to find the subject of each sentence. Write the subject.

1. Flies have wings. _____

What has wings? _____

2. That tiny spider made a big web. _____

What made a big web? _____

3. Mr. Jones takes care of bees. _____

Who takes care of bees? _____

4. Bees buzz around the hive. _____

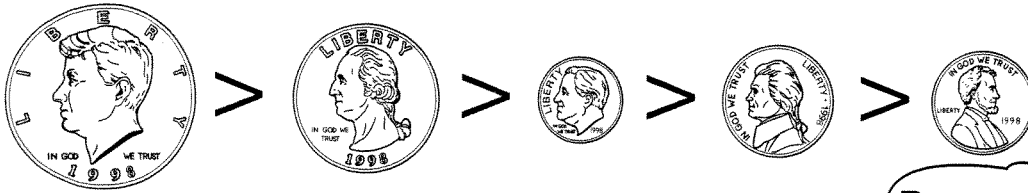
What buzzes around the hive? _____

Name _____

Reteaching

18-6

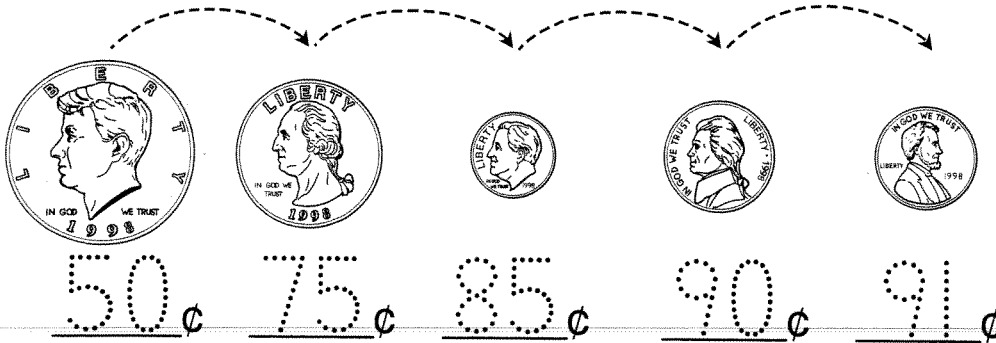
Counting Sets of Coins



Remember > stands for "greater than."

Count the coins.

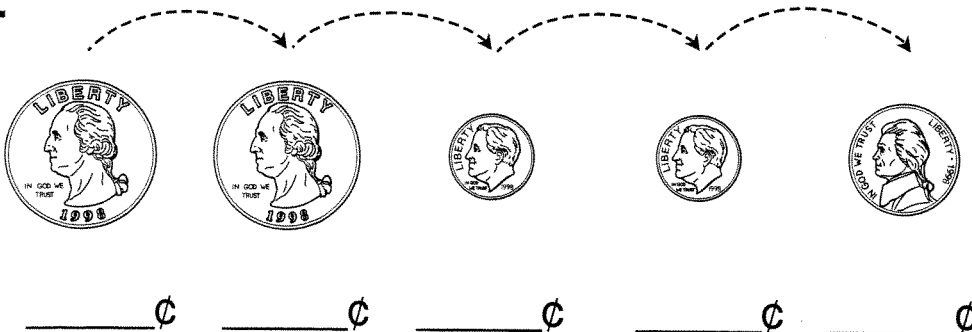
Start with the coin that is worth the most money.



In All
91
¢

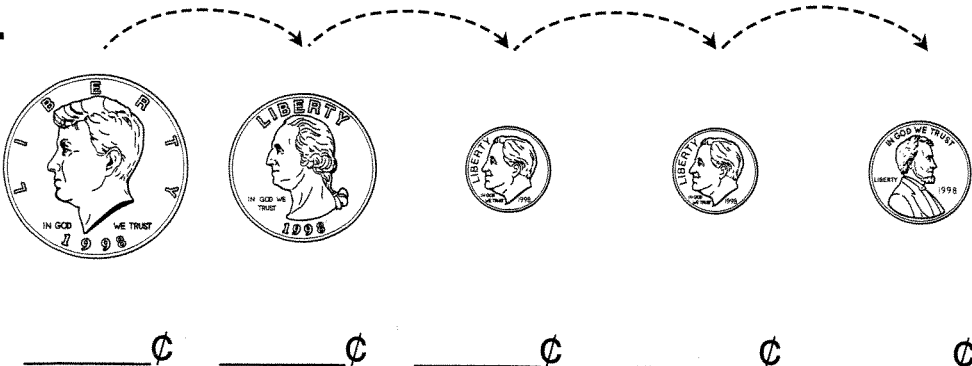
Skip count. Then write how much money in all.

1.



In All
¢

2.



In All
¢

Name _____

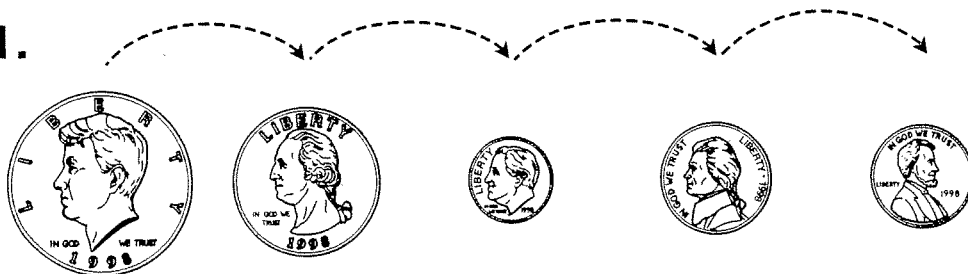
Practice

18-6

Counting Sets of Coins

Skip count. Then write how much money in all.

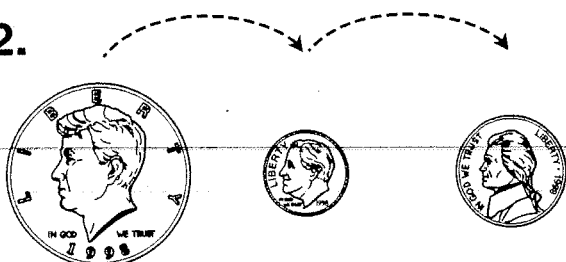
1.



_____¢ _____¢ _____¢ _____¢ _____¢

In All
_____¢

2.



_____¢ _____¢ _____¢

In All
_____¢

Journal







3. You have 50¢ in all.

What can you buy for lunch?

Be sure to include fruit.

How much will it cost?

How much will you have left?

Menu	
	Soup.....19¢
	Ham Sandwich...25¢
	Apple.....15¢
	Grapes.....9¢
	Bagel.....19¢
	Muffin.....11¢


Name _____

Reteaching


18-7

Problem Solving: Try, Check, and Revise

Jim bought 2 toys at the toy fair. Together they cost 11¢.
Which toys did he buy?



Pick two toys. Find their total.



Try  and .

Add. 6¢ + 8¢ = 14¢

14¢ is more than 11¢.

Find a toy that costs less than .

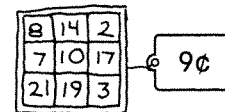
The  costs less.

Try the  and .

Add. 6¢ + 5¢ = 11¢

Jim bought the  and .

1. Circle the 2 toys that cost 15¢.



_____¢ + _____¢ = _____¢



Problem Solving: Try, Check, and Revise

Circle the stickers each child bought.
Write an addition sentence to check.



4¢



5¢



8¢



9¢

1. Venus bought 2 different stickers.
Together they cost 14¢.
What did Venus buy?



$$\underline{5} \text{ ¢} + \underline{\quad} \text{ ¢} = \underline{\quad} \text{ ¢}$$

2. Kevin bought 2 different stickers.
Together they cost 17¢.
What did Kevin buy?



$$\underline{\quad} \text{ ¢} + \underline{\quad} \text{ ¢} = \underline{\quad} \text{ ¢}$$

Number Sense

3. Carlos bought 2 different stickers.
Together they cost 9¢.
Which did Carlos buy?

○



○



○



○



Name _____

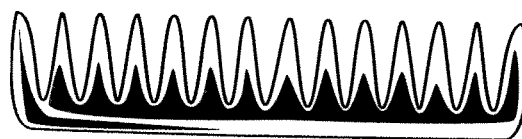
Reteaching

19-1

Comparing and Ordering by Length

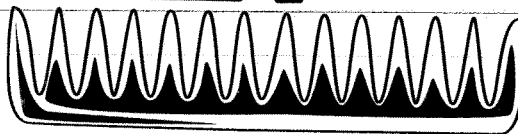
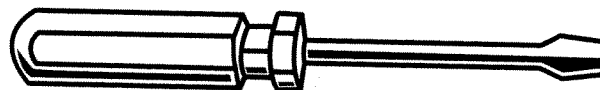
You can compare and order objects by how long they are.

Line up the objects.



Look to see which object is longest and which is shortest.

Then put the objects in order from longest to shortest.



1. Complete the sentence.

Line A _____

Line B _____

Line C _____


Line _____ is the longest. Line _____ is the shortest.

Reasoning

2. Use the clues to color the scarves.

The shortest scarf is red.

The green scarf is longer than the blue scarf.



Name _____

Practice


19-1

Comparing and Ordering by Length

Draw lines to match the object with the word that describes it.


1. longest

shortest



2. longest

shortest



Spatial Thinking


3. Grace has the longest scarf.
Which child is Grace?

☐ A

☐ C

☐ B

☐ D




Reasoning

4. Use the clues to color the cars.

The shortest car is green.

The yellow car is longer than
the red car.



名字:

yesterday

zuó

昨

tiān

天

I n A B B' B'' B''' B''''

一 二 天

名字: _____

This year

<p>jīn 今</p> <p>ノ 人 今 今</p>	<p>nián 年</p> <p>ノ 人 今 年 年</p>

Name: _____

péng 朋 月 - friend - pal - acquaintance	月 月 月 月	朋 朋							
--	---------	-----	--	--	--	--	--	--	--

yǒu 友 又 - friend - companion - fraternity	方 友	友 友							
---	-----	-----	--	--	--	--	--	--	--

zǒu 走 走 - to walk - go on foot - run	丰 丰 走	走 走							
--	-------	-----	--	--	--	--	--	--	--

yī 一 一 一 - one - a - an	一 一								
-------------------------------------	-----	--	--	--	--	--	--	--	--

qǐ 起 走 - to rise - to raise - to get up	走 走 走 起	起 起							
---	---------	-----	--	--	--	--	--	--	--

tā 他 亻 - him - he - other	他 他 他	他 他							
---------------------------------------	-------	-----	--	--	--	--	--	--	--

mén 们 亻 - them - we	们 们 们	们 们							
------------------------------	-------	-----	--	--	--	--	--	--	--

dōu 都 阝 - all - both - even	者 者 都 都	都 都							
---	---------	-----	--	--	--	--	--	--	--

shì 是 日 - is - are - am	早 早 是	是 是							
-------------------------------------	-------	-----	--	--	--	--	--	--	--

wǒ 我 戈 - I - me - my	我 我 我	我 我							
----------------------------------	-------	-----	--	--	--	--	--	--	--

Name: _____

péng 朋 - friend - pal - acquaintance	月	月	月	月	朋	朋				
--	---	---	---	---	---	---	--	--	--	--

yǒu 友 - friend - companion - fraternity	又	方	友	友	友	友				
---	---	---	---	---	---	---	--	--	--	--

zǒu 走 - to walk - go on foot - run	走	丰	丰	走	走	走				
--	---	---	---	---	---	---	--	--	--	--

yī 一 - one - a - an	一	一	一	一	一	一				
---------------------------------	---	---	---	---	---	---	--	--	--	--

qǐ 起 - to rise - to raise - to get up	走	丰	丰	丰	丰	起	起			
---	---	---	---	---	---	---	---	--	--	--

tā 他 - him - he - other	伊	伊	伊	伊	他	他				
-------------------------------------	---	---	---	---	---	---	--	--	--	--

men 们 - him - he - other	伊	伊	伊	伊	们	们				
--------------------------------------	---	---	---	---	---	---	--	--	--	--

dōu 都 - all - both - even	都	都	都	都	都	都				
---------------------------------------	---	---	---	---	---	---	--	--	--	--

shì 是 - is - are - am	日	早	早	早	是	是				
-----------------------------------	---	---	---	---	---	---	--	--	--	--

wǒ 我 - me - my	戈	我	我	我	我	我				
-------------------------	---	---	---	---	---	---	--	--	--	--

one

two

three

four

five

six

o

seven

eight

nine

ten

addition

subtraction

o